

Mini Smart Wi-Fi Plug, Energy Monitoring



Tapo P110M



Track Your Energy Use

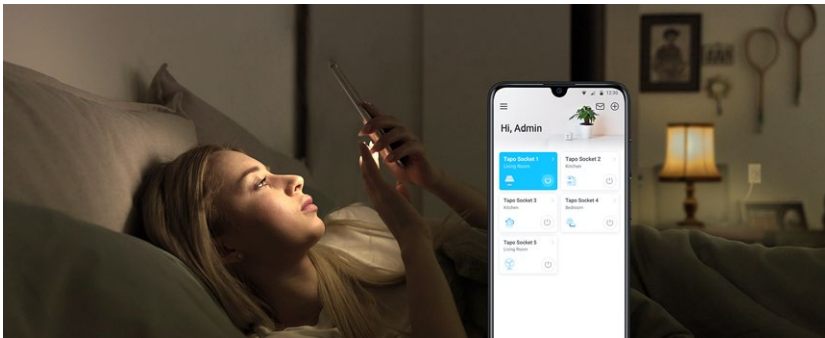
Voice Control[^] | Set Schedules



// Highlights

Energy Monitoring

Offers more comprehensive insights into home appliances' power consumption with more intuitive and straightforward data visualizations. Set your electricity rate to estimate your energy bills. 4 safety protection ensures your household's safety.



Remote Control from Anywhere

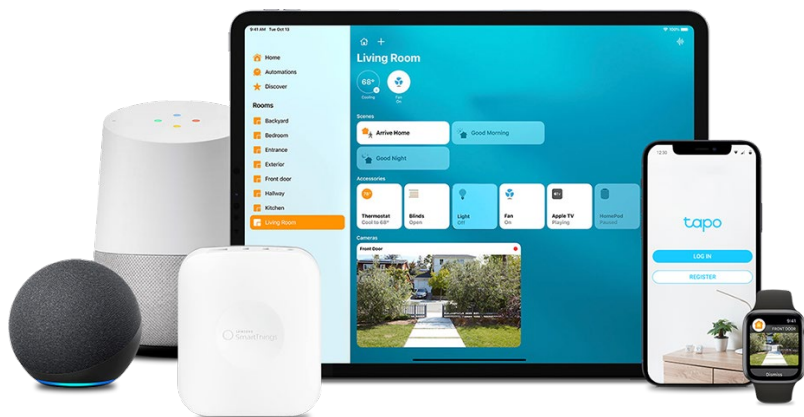
Instantly turn connected devices on/off wherever you are via the Tapo app. Designed to facilitate your life and help eliminate potential safety hazards.



// Highlights


Matter Compatible

With Matter support, using one-app to control all smart devices is no longer a fantasy. Integrate P110M into your favorite ecosystems to create a unified smart home.



Free Up Your Hands with Voice Control

Free up your hands by using simple voice commands with Alexa, Siri®, or Google Assistant.



*No hub needed when used in Tapo. Yet if you use it in a third-party app, a Matter hub is needed.

// Features

- **Energy Monitoring** – Offers insights into home appliances' power consumption with data visualizations; estimates your energy bills; ensures your household's safety with 4 safety protection.
- **Remote Control** – Instantly turn connected devices on/off wherever you are through the Tapo app.
- **Schedule** – Preset a schedule to automatically manage devices.
- **Timer** - Create a countdown timer for connected appliances.
- **Voice Control** – Manage your smart plug with voice commands via compatible voice Assistants.
- **Compact Design** - Mini-sized to avoid blocking adjacent sockets.
- **Device Sharing** - Easily share management permissions with each member of your family.
- **Flame-Retardant*** - PC flame-retardant materials help minimize burning hazards.

FAQs for Matter

Failed to Set Up?

- **Make sure you have a Matter Controller.**
A controller (like Apple TV and HomePod) is needed to connect and manage Matter devices on your home network.
- **Check Wi-Fi connection.**
Connect your phone to the same Wi-Fi network as your Matter controller. Choose the 2.4 GHz network if 2.4 GHz and 5 GHz networks are separate.
- **Restart.**
Try turning off and then turning back on your Tapo device, controller, or phone.
- **Reset your Tapo device.**
Press and hold the Power button for 10 seconds. Make sure you hold it for at least **10 seconds**.
- **Access Matter setup mode.**
This mode turns off 15 minutes after the device is powered up. To return to setup, simply turn your device off and then back on.

Visit <https://www.tp-link.com/support/faq/3520/> for detailed troubleshooting.



// Specifications

General

- LED&Button: Status LED, Power Button
- Material:
Shell: V-0(UL-94) Flame retardant PC
Socket: Phosphorus-copper
Plug: Nickel-plated copper
- Voltage & Max Load[‡]:
100V~ 50/60Hz, 15 A, 1500 W
- Protocols: IEEE 802.11b/g/n, 2.4 GHz Wi-Fi
- Setup: Bluetooth[†]
- Dimensions: 66 * 38 * 40 mm)

Wireless

- Wireless Standards: IEEE 802.11b, 802.11g, 802.11n
- Frequency: 2.400-2.4835 GHz
- Signal Rate: 72Mbps at 2.4 GHz
- Transmit Power: <20dBm (EIRP)
- Wireless Function: Wireless Client
- Wireless Security: No Security; WEP; WPA-PSK; WPA2-PSK; WPA3

Others

- Package Contents:
Mini Smart Wi-Fi Plug Tapo P110M
Quick Start Guide
- Certifications: CE, RoHS
- Operating Temperature: 0 °C–40 °C
- Operating Humidity: 10%–90%RH, Non-condensing

[‡]Voice control is only supported with certain voice assistants.

[†]Bluetooth is only used for setup.

[‡]The total power of the connected electrical equipment should not exceed the max load current, and maximum power supported varies based on the appliance.

Please do not use in damp environments or outdoors. For more information, please visit <https://www.tapo.com/>

Specifications are subject to change without notice. All brands and product names are trademarks or registered trademarks of their respective holders.

©2023 TP-Link